

# Whitman®

# WS620/WS630 Automatic Sliding Gate Opener



## FEATURES:

- Designed to fit various gate designs
- Can support sliding motions for the opening of gates
- Can operate and handle gates weighing up to 500kg
- Equipped with a self-locking mechanism
- With a manual release key for override control
- With a built-in safety sensor for bump detection
- Remote Control Support
- Optional safety sensor interface
- Easy to use
- Maintenance free

The **Whitman®** Sliding Gate Opener has a powerful motor which provides an exceptional rotating force needed to run a smooth operation. It is designed for residential and business use. It is suitable for restricted spaces and provides a dependable performance for a long period of time.

 **INFINITE**  
SYSTEMS TECHNOLOGY CORP.

7/F Cityland 10 Tower 1, #156 H.V. Dela Costa St., Ayala Ave. Makati City

FOR INQUIRIES:

Trunk Line : +(632) 892-9073 Fax No. : +(632) 892-9077

E-mail : sales@infinitesystems.net or visit [www.infinitesystems.net](http://www.infinitesystems.net)

## REASONS WHY GATE AUTOMATION IS GOOD FOR EVERY HOME AND BUSINESS:

### 1. SAVE TIME

Gate automation provides authorized personnel to have instant access to the area without the conventional waiting time for actual people to open the gates; access can be obtained at the touch of a button.



### 2. SAVE MONEY

Have the flexibility of a 24 x 7 service without spending for a full-time personnel to perform the service.



### 3. SAVE EFFORT

No need to search for keys; No need to get out of the vehicle to open the gates; no need to close the gates once the vehicle is parked inside; especially at night when all one wants is to go inside their houses and get their much needed rest.



### 4. ENHANCED SECURITY FOR THE USER AND FOR THE AREA

Users can scan the area before opening the gates with their assigned remote controllers and gain access to desired areas without leaving their vehicles.



### 5. MAXIMUM CONVENIENCE

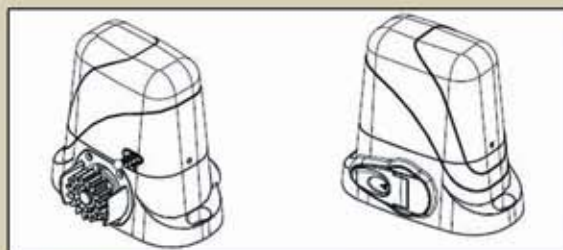
Users stay dry and warm during rainy days and also stay comfortable and cool during warm days since there is no need to get off the vehicle to open the gates



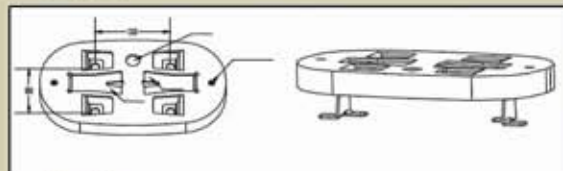
## PACKAGE INCLUSIONS:

- 1 Set Sliding Gate Motor
- 1 Set Limit Irons / Racks
- 2 Pcs. Remote Controllers
- 2 Pcs. Override Keys
- 1 Unit Warning / Alarm Light Indicator

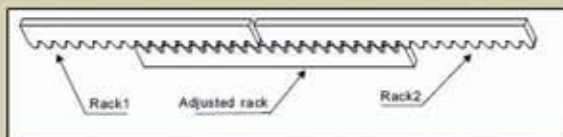
## PARTS AND DESCRIPTION:



• MOTOR



• BASE



• RACK

## COMPONENTS:

- Sliding Gate Motor** – the main control unit of the movement of the whole system
- Internal Hexangular Bolts**- secures the sliding gate operator into the base
- Left Limit Iron** – acts as the outer limit of the sliding gate opener on the left end of the gate
- Right Limit Iron** – acts as the outer limit of the sliding gate opener on the right end of the gate
- Base** – the base is where the sliding gate motor is secured to with the hexangular bolts
- Clutch Key** – functions as a manual override. When this is open, the gate can be pushed manually, otherwise, the gate should be operated via pushbutton or remote control

## TECHNICAL SPECIFICATIONS:

	WS-620	WS-630
Working Temperature:	-25 °C to +75 °C	-25 °C to +75 °C
Voltage:	AC 220V 50 Hz/ 60 Hz	AC 220V 50 Hz/ 60 Hz
Power Rating:	120W	300W
Humidity:	<= 90%	<= 90%
Remote Control Distance:	>= 20mts	>= 20mts
Gear Rotation Rate:	62 rpm	48 rpm
Speed of Opening (Closing):	12.4mts/min	13.4mts/min
Weight of Gates Supported:	<= 500Kgs	<=1500Kgs